

Scaled data based on original data using  
LM-79-08 Approved Method: Electrical and Photometric Measurements of Solid-  
State Lighting Products

Test Report Prepared for  
Cooper Lighting Solutions  
(formerly Eaton)

Brand: McGRAW-EDISON

Report Number: P385928

Luminaire Tested: **GWC-SA1C-730-U-T4W-HSS**

Issue Date: 3/3/2020

**Test Information**

Test Method: LM-79-08  
Report Number: P385928  
TEST IS SCALED FROM IESNA LM-79-08 TEST DATA (G2-1903-205-19)  
Test Lab: INNOVATION CENTER  
Issue Date: 3/3/2020  
Manufacturer: COOPER LIGHTING SOLUTIONS (FORMERLY EATON)  
Product Line: MCGRAW-EDISON  
Catalog Number: GWC-SA1C-730-U-T4W-HSS  
Description: GALLEON WALL LUMINAIRE  
(1) 70 CRI, 3000K, 1050mA LIGHTSQUARE WITH 16 LEDS AND TYPE IV WIDE OPTICS WITH HOUSE SIDE SHIELD  
Light Source: -  
Ballast/Driver: ELECTRONIC DRIVER

**Summary**

Lumens per Lamp: N/A  
Luminaire Lumens: 4987 lumens  
Efficiency: N/A  
Efficacy: 84.5 lumens/watt  
Luminous Opening: Rectangular (W 0.5' x L: 0.5' x H: 0')  
IES Classification: Type IV - Short  
BUG Rating: B1 - U0 - G2

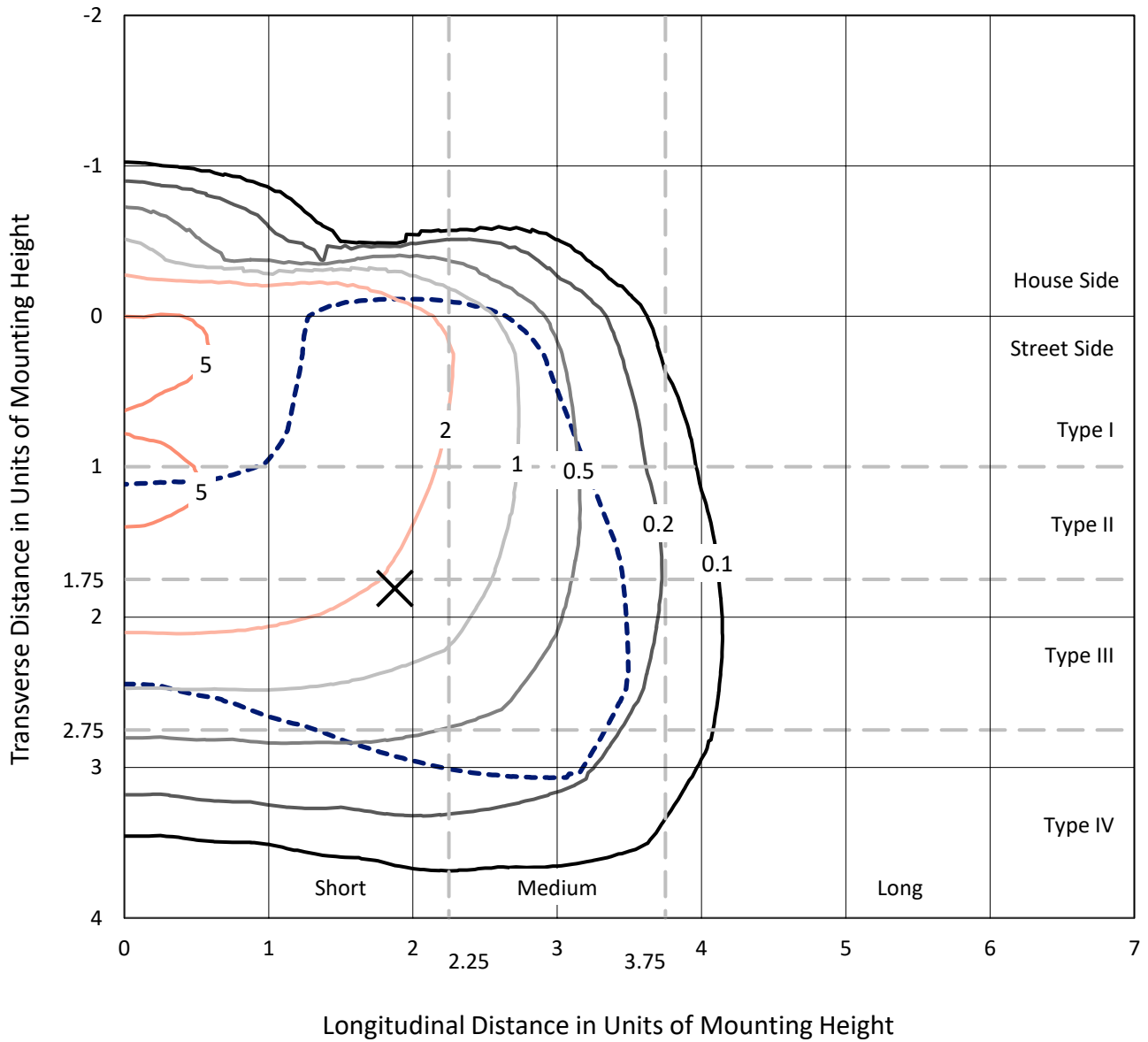
Input Watts (W): 59  
Input Voltage (V): NR  
Input Current (Ain): NR  
Voltage Rise (V): NR  
Power Factor: NR  
Total Harmonic Distortion (THDi): NR  
Frequency (hertz): 60  
Stabilization Time: NR  
Operation Time: NR  
Ambient Temperature (°C): NR  
Test Distance: 24 FT



REPORT NUMBER: P385928  
 CATALOG NUMBER: GWC-SA1C-730-U-T4W-HSS

### Iso-Footcandle Lines of Horizontal Illumination

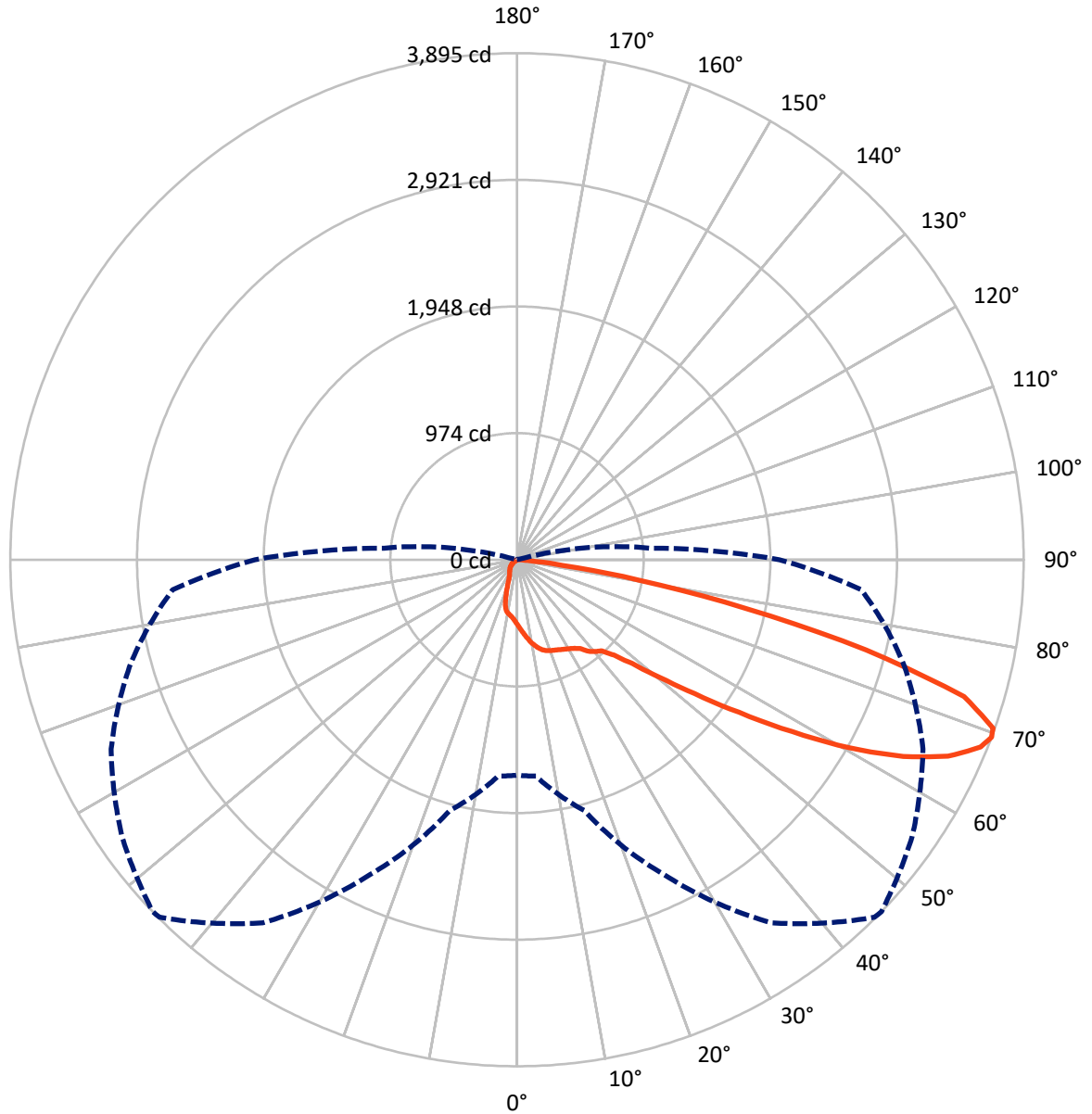
✕ Max cd  
 - - - 1/2 Max cd



Based on 10 foot mounting height. Maximum calculated value = 7.3 fc  
 Type IV - Short - N/A

REPORT NUMBER: P385928  
CATALOG NUMBER: GWC-SA1C-730-U-T4W-HSS

### Luminous Intensity Polar Plot



— Vertical Plane Through 46-Deg Lateral    - - - Horizontal Cone Through 69-Deg Vertical



REPORT NUMBER: P385928  
 CATALOG NUMBER: GWC-SA1C-730-U-T4W-HSS

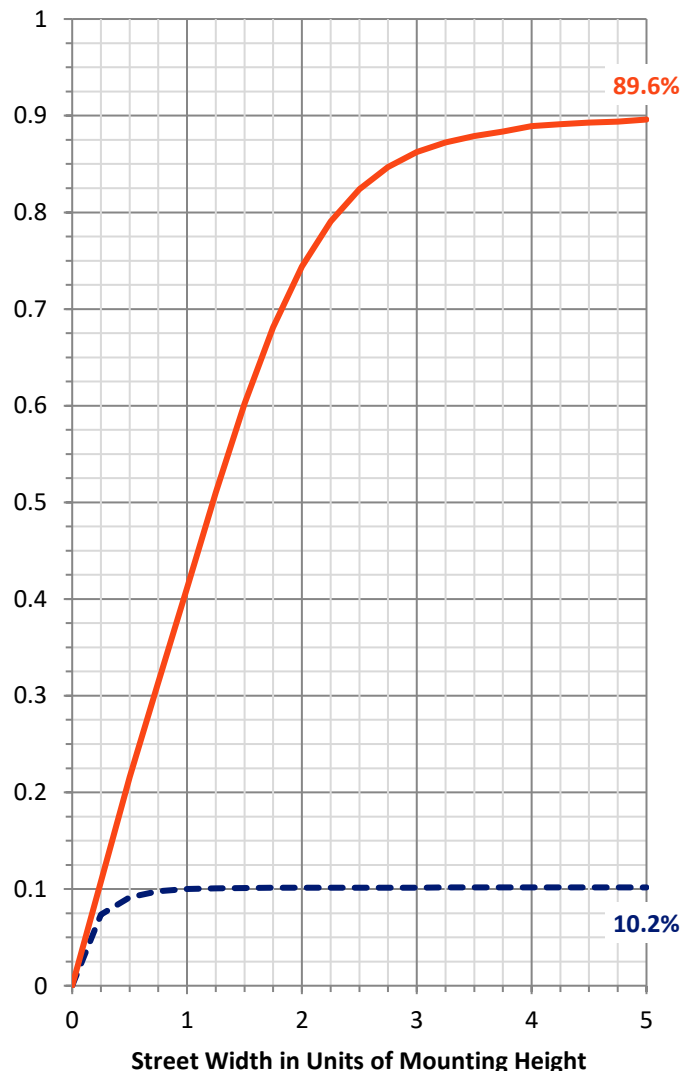
**FLUX DISTRIBUTION:**

		Downward	Upward	Total
<b>House Side</b>	Lumens	511.8	0.0	511.8
	% Fixture	10.3	0.0	10.3
<b>Street Side</b>	Lumens	4475.2	0.0	4475.2
	% Fixture	89.7	0.0	89.7
<b>Total</b>	Lumens	4987.0	0.0	4987.0
	% Fixture	100.0	0.0	100.0

**Coefficient of Utilization**

**ZONAL LUMENS:**

Zone	Lumens	% Fixture
0°-10°	49.7	1.0
10°-20°	150.9	3.0
20°-30°	237.3	4.8
30°-40°	340.3	6.8
40°-50°	588.1	11.8
50°-60°	1161.9	23.3
60°-70°	1623.9	32.6
70°-80°	784.5	15.7
80°-90°	50.4	1.0
90°-100°	0.0	0.0
100°-110°	0.0	0.0
110°-120°	0.0	0.0
120°-130°	0.0	0.0
130°-140°	0.0	0.0
140°-150°	0.0	0.0
150°-160°	0.0	0.0
160°-170°	0.0	0.0
170°-180°	0.0	0.0
0°-90°	4987.0	100.0
0°-180°	4987.0	100.0



REPORT NUMBER: P385928

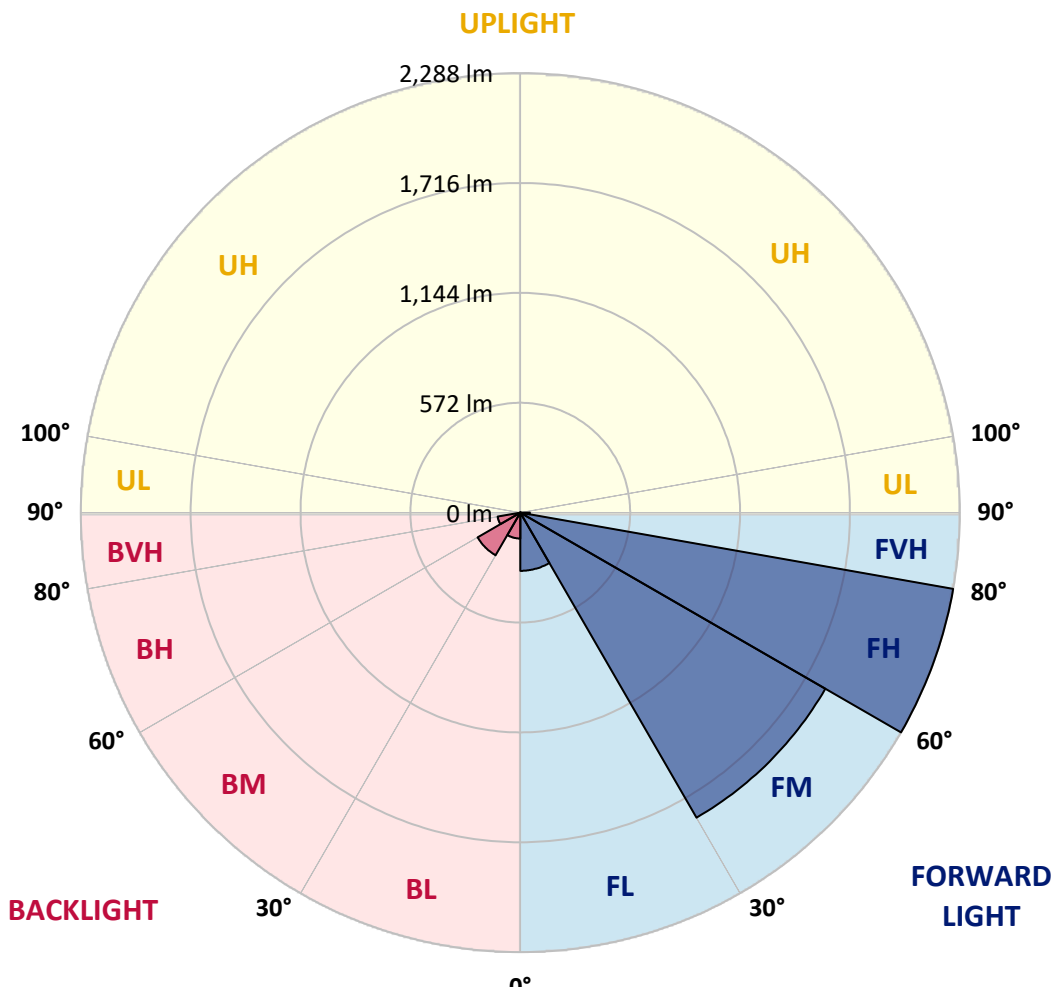
CATALOG NUMBER: GWC-SA1C-730-U-T4W-HSS

**LUMINAIRE CLASSIFICATION SYSTEM LUMEN TABLE AND BUG RATING:**

Zone	Lumens	% Fixture	Zone Rating/Lumen Limit		
			B	U	G
FL (0°-30°)	303.0	6.1			
FM (30°-60°)	1833.8	36.8			
FH (60°-80°)	2288.4	45.9			G2/5000
FVH (80°-90°)	50.0	1.0			G1/100
BL (0°-30°)	134.9	2.7	B1/500		
BM (30°-60°)	256.5	5.1	B1/1000		
BH (60°-80°)	120.0	2.4	B1/500		G1/500
BVH (80°-90°)	0.4	0.0			G0/10
UL (90°-100°)	0.0	0.0		U0/0	
UH (100°-180°)	0.0	0.0		U0/0	

**BUG Rating: B1-U0-G2**

Type IV Short





REPORT NUMBER: P385928

CATALOG NUMBER: GWC-SA1C-730-U-T4W-HSS

**CANDELA DISTRIBUTION (FULL):**

	0°	5°	15°	25°	35°	45°	46°	55°	65°	75°	85°
0°	499.7	499.7	499.7	499.7	499.7	499.7	499.7	499.7	499.7	499.7	499.7
2.5°	555.1	554.4	551.1	549.7	541.8	537.1	535.2	529.4	521.0	512.5	503.2
5°	618.2	618.0	611.9	606.1	591.1	577.1	574.5	560.9	542.0	524.2	506.5
7.5°	682.8	679.7	673.6	662.4	640.7	618.2	616.1	596.9	570.1	544.3	518.9
10°	737.5	735.6	727.7	710.6	685.1	659.6	657.0	633.4	603.0	571.5	539.0
12.5°	780.0	778.6	768.1	746.8	719.7	693.3	689.8	668.7	636.2	600.9	562.6
15°	806.0	805.3	792.4	769.7	743.1	720.2	717.1	698.7	668.5	631.6	588.3
17.5°	812.1	812.3	799.0	776.1	754.1	737.7	735.4	721.3	696.1	659.4	614.0
20°	798.5	801.3	789.4	769.5	755.9	747.3	745.4	737.0	715.7	681.1	634.6
22.5°	779.3	780.7	772.5	759.2	753.6	755.2	754.3	749.6	731.6	699.8	654.9
25°	767.6	767.6	762.7	751.5	755.2	765.3	765.5	764.6	750.3	722.7	679.7
27.5°	767.2	765.8	760.2	751.7	762.0	777.5	778.4	784.7	775.8	750.6	710.6
30°	785.9	784.2	772.3	761.3	774.4	791.0	793.4	807.2	802.7	780.7	745.0
32.5°	829.6	823.8	797.3	779.3	789.2	809.0	812.1	834.0	841.1	817.9	778.2
35°	889.5	871.0	832.9	813.5	814.4	835.2	838.0	870.3	891.1	852.0	803.9
37.5°	972.0	962.9	900.9	849.0	853.2	884.8	893.0	928.0	922.2	870.8	833.1
40°	1153.0	1138.7	1072.8	948.6	890.4	925.0	927.6	946.3	946.7	913.1	893.9
42.5°	1399.4	1393.6	1324.1	1129.4	963.6	951.9	956.6	988.1	1023.4	1002.4	1001.5
45°	1672.3	1669.3	1595.6	1369.3	1111.6	1040.0	1045.9	1088.2	1155.8	1160.5	1190.2
47.5°	1891.9	1890.5	1848.1	1637.0	1338.2	1189.5	1191.3	1236.2	1355.0	1413.7	1461.2
50°	2092.0	2098.8	2065.4	1926.7	1646.8	1423.5	1419.1	1449.0	1639.8	1735.9	1794.8
52.5°	2370.3	2379.8	2286.1	2197.0	1970.7	1713.9	1710.4	1741.7	1982.1	2054.1	2064.7
55°	2616.0	2599.6	2525.5	2499.8	2365.6	2072.6	2071.7	2099.3	2313.2	2343.8	2363.2
57.5°	2724.5	2718.2	2754.0	2812.9	2779.2	2496.5	2494.4	2473.4	2609.5	2612.7	2672.4
60°	2793.0	2800.7	2910.4	3092.1	3176.0	2952.7	2939.1	2810.8	2892.4	2885.1	2949.0
62.5°	2741.6	2756.8	2954.1	3256.9	3473.0	3350.9	3331.7	3119.9	3134.2	3109.1	3168.5
65°	2468.5	2492.1	2815.5	3225.8	3620.3	3662.1	3642.7	3392.8	3326.1	3285.0	3252.0
67.5°	2004.3	2018.4	2356.0	2955.3	3553.9	3847.8	3843.8	3632.0	3471.1	3255.3	2999.5
69°	1656.4	1670.2	1995.2	2670.5	3407.7	3887.5	3895.2	3708.7	3443.5	3074.8	2657.6
70°	1402.9	1417.7	1720.5	2426.4	3238.2	3869.1	3882.9	3701.4	3364.5	2865.7	2357.6
72.5°	735.8	748.5	1059.2	1671.6	2639.9	3552.7	3594.6	3388.6	2851.9	2081.3	1394.0
75°	231.3	238.5	413.6	873.8	1807.4	2762.4	2772.0	2658.1	2025.1	1144.8	580.6
77.5°	88.2	86.0	137.7	322.0	913.8	1739.4	1798.1	1661.1	1062.7	404.7	134.0
80°	47.5	47.7	71.5	133.3	391.0	893.9	943.5	805.1	377.6	126.3	30.9
82.5°	20.6	21.5	40.2	70.6	179.6	329.7	354.5	295.1	144.3	84.9	11.5
85°	4.4	4.9	19.4	38.3	73.2	92.6	97.0	95.6	91.9	65.9	4.4
87.5°	0.0	0.0	8.7	13.8	18.5	21.0	18.5	24.1	50.7	44.4	2.3
90°	0.0	0.0	0.0	0.0	0.0	0.0	0.0	0.0	0.0	0.0	0.0



REPORT NUMBER: P385928

CATALOG NUMBER: GWC-SA1C-730-U-T4W-HSS

**CANDELA DISTRIBUTION (continued):**

	90°	95°	105°	115°	125°	135°	145°	155°	165°	175°	180°
0°	499.7	499.7	499.7	499.7	499.7	499.7	499.7	499.7	499.7	499.7	499.7
2.5°	500.1	495.9	488.7	480.7	475.1	469.3	464.6	462.5	460.2	458.5	460.6
5°	499.2	491.0	477.0	463.4	453.6	445.7	439.1	436.5	434.0	432.1	431.9
7.5°	507.4	495.9	474.4	454.6	439.4	428.6	419.7	416.0	412.9	411.5	410.4
10°	523.1	508.3	479.6	453.6	434.0	415.7	396.6	381.8	372.2	367.8	366.2
12.5°	543.4	524.9	489.4	458.5	430.0	394.9	354.2	319.2	296.5	289.0	284.6
15°	567.3	544.3	502.3	464.8	415.5	351.4	282.5	236.6	215.6	211.4	206.7
17.5°	590.2	564.9	517.7	466.0	383.7	280.8	206.9	175.8	167.7	170.5	171.2
20°	610.3	585.3	532.9	455.7	325.9	210.7	160.2	152.5	155.5	160.9	161.8
22.5°	630.6	604.9	546.9	428.6	252.1	159.9	144.3	146.1	149.2	154.6	155.5
25°	655.4	628.7	560.0	378.8	189.2	136.1	137.0	139.8	142.9	147.8	148.2
27.5°	683.9	658.9	568.7	314.0	140.3	125.1	128.1	132.3	135.4	140.1	141.0
30°	721.8	698.7	571.5	246.9	117.6	115.3	116.7	121.8	126.3	130.5	131.2
32.5°	757.4	737.9	562.1	186.4	109.0	106.2	106.2	109.2	114.3	118.3	119.2
35°	790.1	777.5	532.2	136.3	102.4	97.7	95.4	95.4	98.7	101.9	102.9
37.5°	833.3	832.9	483.8	108.7	96.1	90.7	85.8	82.1	80.9	81.6	82.1
40°	907.5	908.2	420.6	97.5	90.7	83.5	76.0	69.2	62.9	60.8	60.6
42.5°	1023.2	1012.7	354.5	92.1	86.0	76.0	64.8	55.6	45.8	42.8	42.6
45°	1207.0	1144.6	284.3	87.2	81.1	67.6	53.5	41.2	33.2	30.9	30.9
47.5°	1474.7	1317.8	220.3	81.8	74.6	58.0	40.5	29.7	24.3	23.1	23.4
50°	1751.6	1487.6	168.8	75.1	66.6	47.9	29.9	21.5	18.5	18.5	18.7
52.5°	1997.1	1612.0	131.6	67.8	56.8	37.6	22.7	16.8	15.4	15.2	15.4
55°	2226.9	1692.2	100.8	59.4	45.1	28.1	17.3	13.8	12.9	12.4	12.2
57.5°	2448.6	1731.9	75.5	47.9	32.7	20.3	13.8	11.7	10.8	10.1	9.8
60°	2596.1	1699.7	51.9	35.3	22.7	14.7	11.5	10.1	8.9	8.2	7.9
62.5°	2679.4	1611.5	33.4	25.5	16.1	11.0	9.1	8.4	6.8	6.1	6.1
65°	2645.7	1466.1	23.4	18.2	11.7	8.2	6.8	6.8	4.9	4.0	3.7
67.5°	2344.5	1238.6	17.8	13.6	8.4	6.1	5.1	5.8	3.0	1.9	1.9
69°	2017.2	1026.5	15.2	11.2	7.0	4.9	4.4	5.4	2.1	1.4	1.2
70°	1753.2	885.5	13.8	9.8	5.8	4.2	4.0	5.1	2.1	1.2	0.9
72.5°	1048.9	493.8	10.5	7.0	3.7	3.3	3.3	5.8	2.1	1.2	0.9
75°	423.9	174.0	7.7	4.9	2.8	2.8	4.0	7.5	1.9	0.9	0.7
77.5°	96.1	38.1	4.4	3.0	1.9	2.8	4.7	5.8	1.2	0.5	0.0
80°	23.4	9.4	2.8	1.9	1.2	2.1	3.5	3.3	0.2	0.0	0.0
82.5°	7.7	3.3	1.2	0.9	0.2	0.7	1.6	0.9	0.0	0.0	0.0
85°	3.3	1.9	0.5	0.2	0.0	0.0	0.2	0.0	0.0	0.0	0.0
87.5°	2.1	0.7	0.0	0.0	0.0	0.0	0.0	0.0	0.0	0.0	0.0
90°	0.0	0.0	0.0	0.0	0.0	0.0	0.0	0.0	0.0	0.0	0.0



Signify Classified - Internal  
Cooper Lighting Solutions Photometric Lab  
1121 Highway 74 South  
Peachtree City, GA 30269

Scaled Data Report



Report Generated By 670245982

Signify Classified - Internal  
Cooper Lighting Solutions Photometric Lab  
1121 Highway 74 South  
Peachtree City, GA 30269

Scaled Data Report



Signify Classified - Internal  
Cooper Lighting Solutions Photometric Lab  
1121 Highway 74 South  
Peachtree City, GA 30269

Scaled Data Report



Signify Classified - Internal  
Cooper Lighting Solutions Photometric Lab  
1121 Highway 74 South  
Peachtree City, GA 30269

Scaled Data Report



Signify Classified - Internal  
Cooper Lighting Solutions Photometric Lab  
1121 Highway 74 South  
Peachtree City, GA 30269

Scaled Data Report



--- HS — SS

Signify Classified - Internal  
Cooper Lighting Solutions Photometric Lab  
1121 Highway 74 South  
Peachtree City, GA 30269

Scaled Data Report



u

Signify Classified - Internal  
Cooper Lighting Solutions Photometric Lab  
1121 Highway 74 South  
Peachtree City, GA 30269

Scaled Data Report



Signify Classified - Internal  
Cooper Lighting Solutions Photometric Lab  
1121 Highway 74 South  
Peachtree City, GA 30269

Scaled Data Report



(END OF REPORT)